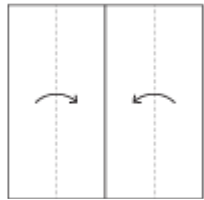



Create your own Enactus logo - At the core of entrepreneurship is the ability to see something that others can't - the ability to imagine and create value where it didn't exist before. We love how something as simple as a blank piece of paper can be a metaphor for this idea.



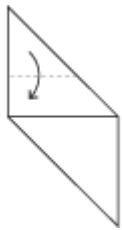
1. Start with a square sheet of paper. Fold edges to center point.



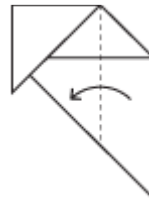
2. Take the bottom left corner and fold the corner point flush with the edge of the right side of the paper.



3. Take the top right corner and fold the corner point flush with the edge of the left side of the



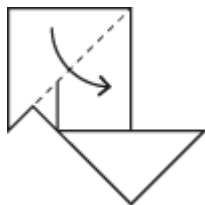
4. Fold top left point down to the left edge of paper and slightly overlap point.



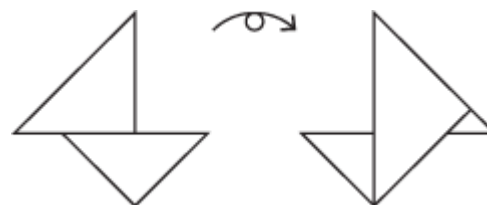
5. Take right side of paper and fold inward to match up with the flap created in Step 4.



6. Fold bottom point up and to the right (this will look like a downward arrow point).



7. Now fold top left corner over to the right until it is flush with the top of the form created in Step 6.



8. Congratulations! You have just created the Enactus logo

